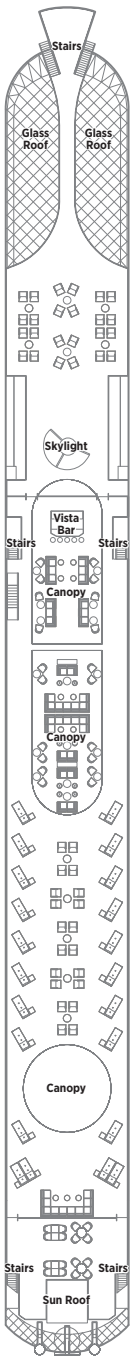
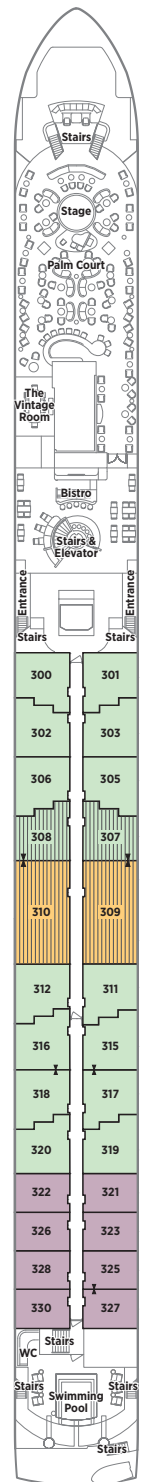


CRYSTAL BACH | CRYSTAL DEBUSSY | CRYSTAL MAHLER | CRYSTAL RAVEL | DECK PLANS



VISTA DECK 4

Canopied Seating Areas
Vista Bar



CRYSTAL DECK 3

Bistro
Palm Court
Swimming Pool
The Vintage Room



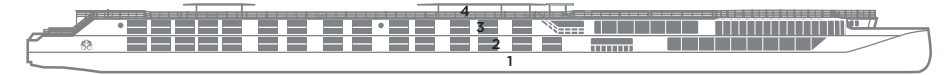
SEAHORSE DECK 2

Reception
The Pantry
Waterside



HARMONY DECK 1

Fitness Center
Guest Laundry
Treatment Room



Vista Deck 4
Crystal Deck 3
Seahorse Deck 2
Harmony Deck 1

SUITE CATEGORIES

CS CRYSTAL SUITE 759 SQ. FT. (70.5 SQ. M.)	CRYSTAL DECK 3
● CP CRYSTAL PENTHOUSE 506 SQ. FT. (47 SQ. M.)	CRYSTAL DECK 3
● S1 ● S2 DELUXE SUITE W/ PANORAMIC BALCONY-WINDOW 253 SQ. FT. (23.5 SQ. M.)	CRYSTAL DECK 3 SEAHORSE DECK 2
● S3 DELUXE SUITE W/ PANORAMIC BALCONY-WINDOW 237 SQ. FT. (22 SQ. M.)	SEAHORSE DECK 2
● S4 ● S5 PETITE SUITE W/ PANORAMIC BALCONY-WINDOW 188 SQ. FT. (17.5 SQ. M.)	CRYSTAL DECK 3 SEAHORSE DECK 2

*Please note, dimensions featured above do not include verandahs.

SPECIFICATIONS

GUEST CAPACITY	106
STAFF TO GUEST RATIO	1 TO 1.6
LENGTH	442.5 FT. (135 M.)
WIDTH	37.5 FT. (11 M.)

♿ Staterooms for guests with disabilities
◀▶ Connecting suites



CRYSTAL SUITE
759 SQ. FT. (70.5 SQ. M.)

||| CS

CRYSTAL SUITE, 2-BEDROOM CONNECTING ROOMS

- ◆ Occupancy: accommodates up to five guests
- ◆ Two bedrooms with two en suite bathrooms
- ◆ Private entry vestibule
- ◆ Separate living/dining/bedroom area
- ◆ Suite-wide triple panoramic balcony-window

LIVING/DINING AREA

- ◆ Spacious living area with custom upholstered sofa (with pull-out bed) and two armchairs
- ◆ Carved marble fireplace with ambient fire effect
- ◆ Writing desk/vanity area
- ◆ Armchairs
- ◆ 40" flat-screen HD TV integrated into custom millwork
- ◆ Dining table, crafted of marble with metal inlay; custom chandelier above
- ◆ Custom bar and refrigerator; full-height millwork storage
- ◆ Inpresso coffee machine
- ◆ Leather-wrapped desk with metal base
- ◆ Powder room with freestanding vessel sink
- ◆ Panoramic balcony-window
- ◆ 220V power

ADDITIONAL AMENITIES

- ◆ Complimentary pressing service
- ◆ Complimentary laundry service
- ◆ On days of embarkation and disembarkation, private car transfer between the airport in the port city and the ship or between a hotel in the port city and the ship.
- ◆ Complimentary Epicurean Experience

MASTER BEDROOM

- ◆ King-size bed (convertible to two twin beds); upholstered headboard with integrated reading lights
- ◆ King-size bed faces panoramic balcony-window
- ◆ King-size pillows and fine Egyptian cotton linens
- ◆ Nightstands with charging pad, 220V power and USB outlets, convenient iPad
- ◆ Walk-in closet with full-height hanging, removable lower rail and shelving; integrated lighting
- ◆ Flat-screen HD TV
- ◆ Armchair
- ◆ Personal safe
- ◆ Blackout drapery and sheers
- ◆ Panoramic balcony-window

MASTER BATH

- ◆ Double vanity with generous storage; halo-lit mirror
- ◆ Glass-enclosed rain shower with lit recessed niche
- ◆ ETRO terry robes, slippers and bath amenities
- ◆ Hair dryer
- ◆ 220V power

2ND CONNECTING BEDROOM AND SITTING AREA

- ◆ King-size bed (convertible to two twin beds); upholstered headboard with integrated reading lights; beds face panoramic balcony-window
- ◆ King-size pillows and fine Egyptian cotton linens
- ◆ Nightstands with 220V power and USB outlets
- ◆ Walk-in closet with full-height hanging, removable lower rail and shelving; integrated lighting
- ◆ Armchair
- ◆ Height-adjustable dining/coffee table
- ◆ Desk/bar area with refrigerator drawer and integrated power
- ◆ Custom shelving with bar amenities
- ◆ Inpresso coffee machine
- ◆ 40" flat-screen HD TV
- ◆ Personal safe
- ◆ Full-length mirror
- ◆ Blackout drapery and sheers
- ◆ Panoramic balcony-window

2ND BATHROOM

- ◆ Double vanity with halo-lit mirror
- ◆ Glass-enclosed rain shower
- ◆ ETRO terry robes, slippers and bath amenities
- ◆ Ample storage
- ◆ Makeup mirror
- ◆ Hair dryer

AMENITIES

- ◆ Complimentary Laundry & Pressing Service
- ◆ Walk-in closets with shelving, full-height hanging and removable lower rail
- ◆ Separate seated marble vanity with backlit makeup mirror
- ◆ In-closet safe

BUTLER SERVICE

- ◆ Unpacking and packing upon request
- ◆ Shore excursion arrangements
- ◆ In-suite hors d'oeuvres and daily canapé service



CRYSTAL PENTHOUSE
506 SQ. FT. (47 SQ. M.)

● CP

ACCOMMODATIONS AND DETAILS

- ◆ Occupancy: Accommodates up to two guests. Limited number of rollaway beds available for third occupant.

BEDROOM

- ◆ King-size bed (convertible to two twin beds); upholstered headboard with integrated reading lights; beds face panoramic balcony-window
- ◆ King-size pillows and fine Egyptian cotton linens
- ◆ Nightstands with 220V power and USB outlets
- ◆ Armchair
- ◆ Height-adjustable dining/coffee table
- ◆ Desk/bar area with refrigerator drawer and integrated power
- ◆ Custom shelving with bar amenities
- ◆ Inpresso coffee machine
- ◆ 40" flat-screen HD TV
- ◆ Personal safe
- ◆ Full-length mirror
- ◆ Blackout drapery and sheers
- ◆ Panoramic balcony-window

BATHROOM

- ◆ Double vanity with halo-lit mirror
- ◆ Glass-enclosed shower with both overhead and handheld showerhead
- ◆ ETRO terry robes, slippers and bath amenities
- ◆ Ample storage
- ◆ Makeup mirror
- ◆ Hair dryer
- ◆ 220V power

AMENITIES

- ◆ Convenient iPad
- ◆ Walk-in closet with full-height hanging, removable lower rail and shelving; integrated lighting
- ◆ In-suite safe
- ◆ Writing desk/vanity area
- ◆ 40" wall-mounted, flat-screen HD TV
- ◆ Refrigerator
- ◆ Inpresso coffee machine
- ◆ Adjustable height/extendable coffee/dining table
- ◆ Rollaway bed available in some suites for third occupant

BUTLER SERVICE

- ◆ Unpacking and packing upon request
- ◆ Shore excursion arrangements
- ◆ In-suite hors d'oeuvres and canapés service



DELUXE SUITE W/ PANORAMIC BALCONY-WINDOW
253 SQ. FT. (23.5 SQ. M.)

● S1 | ● S2

ACCOMMODATIONS AND DETAILS

- ◆ Occupancy: Accommodates up to two guests. Limited number of rollaway beds available for third occupant.

BEDROOM

- ◆ King-size bed (convertible to two twin beds); upholstered headboard with integrated reading lights; beds face panoramic balcony-window
- ◆ King-size pillows and fine Egyptian cotton linens
- ◆ Nightstands with 220V power and USB outlets
- ◆ Armchair
- ◆ Height-adjustable dining/coffee table
- ◆ Desk/bar area with refrigerator drawer and integrated power
- ◆ Custom shelving with bar amenities
- ◆ Inpresso coffee machine
- ◆ 40" flat-screen HD TV
- ◆ Personal safe
- ◆ Full-length mirror
- ◆ Blackout drapery and sheers
- ◆ Panoramic balcony-window

BATHROOM

- ◆ Double vanity with halo-lit mirror
- ◆ Glass-enclosed shower with both overhead and handheld showerhead
- ◆ ETRO terry robes, slippers and bath amenities
- ◆ Ample storage
- ◆ Makeup mirror
- ◆ Hair dryer
- ◆ 220V power

AMENITIES

- ◆ Convenient iPad
- ◆ Walk-in closet with full-height hanging, removable lower rail and shelving; integrated lighting
- ◆ In-suite safe
- ◆ Writing desk/vanity area
- ◆ 40" wall-mounted, flat-screen HD TV
- ◆ Refrigerator
- ◆ Inpresso coffee machine
- ◆ Adjustable height/extendable coffee/dining table
- ◆ Rollaway bed available in some suites for third occupant

BUTLER SERVICE

- ◆ Unpacking and packing upon request
- ◆ Shore excursion arrangements
- ◆ In-suite hors d'oeuvres and canapés service



DELUXE SUITE W/ PANORAMIC BALCONY-WINDOW
237 SQ. FT. (22 SQ. M.)

● S3

ACCOMMODATIONS AND DETAILS

- ◆ Occupancy: accommodates up to two guests. Limited number of rollaway beds available for third occupant.

BEDROOM

- ◆ King-size bed (convertible to two twin beds); upholstered headboard with integrated reading lights; beds face panoramic balcony-window
- ◆ King-size pillows and fine Egyptian cotton linens
- ◆ Nightstands with 220V power and USB outlets
- ◆ Armchair
- ◆ Height-adjustable dining/coffee table
- ◆ Desk/bar area with refrigerator drawer and integrated power
- ◆ Custom shelving with bar amenities
- ◆ Inpresso coffee machine
- ◆ 40" flat-screen HD TV
- ◆ Personal safe
- ◆ Full-length mirror
- ◆ Blackout drapery and sheers
- ◆ Panoramic balcony-window

BATHROOM

- ◆ Single vanity with halo-lit mirror
- ◆ Glass-enclosed shower with both overhead and handheld showerhead
- ◆ ETRO terry robes, slippers and bath amenities
- ◆ Ample storage
- ◆ Makeup mirror
- ◆ Hair dryer
- ◆ 220V power

AMENITIES

- ◆ Convenient iPad
- ◆ Walk-in closet with full-height hanging, removable lower rail and shelving; integrated lighting
- ◆ In-suite safe
- ◆ Writing desk/vanity area
- ◆ 40" wall-mounted, flat-screen HD TV
- ◆ Refrigerator
- ◆ Inpresso coffee machine
- ◆ Adjustable height/extendable coffee/dining table

BUTLER SERVICE

- ◆ Unpacking and packing upon request
- ◆ Shore excursion arrangements
- ◆ In-suite hors d'oeuvres and canapés service



PETITE SUITE W/ PANORAMIC BALCONY-WINDOW
188 SQ. FT. (17.5 SQ. M.)

● S4 | ● S5

ACCOMMODATIONS AND DETAILS

- ◆ Occupancy: Accommodates up to 2 guests

BEDROOM

- ◆ King size bed (convertible to two twin beds)
- ◆ King size pillows and fine Egyptian cotton linens
- ◆ Full-length mirror
- ◆ Panoramic balcony-window
- ◆ 220V power

BATHROOM


- ◆ Vanity with halo-lit mirror, integrated TV, and drawers
- ◆ Glass-enclosed shower with both overhead and handheld showerhead
- ◆ ETRO terry robes and slippers
- ◆ Hair dryer
- ◆ 220V power

AMENITIES

- ◆ Bedside table with convenient iPad
- ◆ Closet with shelving, full-height hanging and removable lower rail
- ◆ In-closet safe
- ◆ Writing desk/vanity area
- ◆ 40" wall-mounted, flat-screen HD TV
- ◆ Refrigerator
- ◆ Inpresso coffee machine
- ◆ Adjustable height/extendable coffee/dining table

BUTLER SERVICE

- ◆ Unpacking and packing upon request
- ◆ Shore excursion arrangements
- ◆ In-suite hors d'oeuvres and canapés service



*Restrictions apply. Services are nontransferable. There are no credits given for forfeited services. **Please note:** Penthouse and stateroom photos shown are examples of what is available and do not necessarily reflect all rooms or latest refurbishments, including but not limited to staterooms for guests with disabilities.